













BASTIA UMBRA - COMUNALI 2019

RISULTATI ELETTORALI DIVISI PER LISTA

Candidato sindaco collegato alle liste					Laura Servi		Catia Degli Esposti				Paola Lungarotti						Lucio Raspa											
Sezione	Totale Iscritti	Totale Voti Validi	Totale Voti al Sindaco	Totale Voti alle Liste																								
1-Via Marconi	963	554	20	534	50	9,36%	31	5,81%	102	19,10%	32	5,99%	44	8,24%	32	5,99%	48	8,99%	63	11,80%	21	3,93%	23	4,31%	19	3,56%	69	12,92%
2-Via Marconi	747	469	15	454	33	7,27%	31	6,83%	53	11,67%	21	4,63%	70	15,42%	23	5,07%	26	5,73%	82	18,06%	13	2,86%	24	5,29%	16	3,52%	62	13,66%
3-Via D'Annunzio	773	527	26	501	37	7,39%	21	4,19%	75	14,97%	24	4,79%	50	9,98%	50	9,98%	51	10,18%	94	18,76%	10	2,00%	12	2,40%	12	2,40%	65	12,97%
4-Via Pascoli	766	508	33	475	36	7,58%	29	6,11%	73	15,37%	51	10,74%	39	8,21%	47	9,89%	37	7,79%	56	11,79%	14	2,95%	17	3,58%	20	4,21%	56	11,79%
5-Via Pascoli	1.026	737	30	707	60	8,49%	30	4,24%	109	15,42%	40	5,66%	64	9,05%	57	8,06%	45	6,36%	103	14,57%	26	3,68%	53	7,50%	24	3,39%	96	13,58%
6-Via Pascoli	842	552	23	529	32	6,05%	17	3,21%	107	20,23%	30	5,67%	52	9,83%	60	11,34%	33	6,24%	67	12,67%	23	4,35%	29	5,48%	16	3,02%	63	11,91%
7-Via Pascoli	716	512	27	485	53	10,93%	21	4,33%	73	15,05%	16	3,30%	35	7,22%	33	6,80%	48	9,90%	75	15,46%	28	5,77%	21	4,33%	27	5,57%	55	11,34%
8-Via Trentino	719	486	6	480	52	10,83%	26	5,42%	95	19,79%	21	4,38%	32	6,67%	29	6,04%	33	6,88%	49	10,21%	11	2,29%	19	3,96%	17	3,54%	96	20,00%
9-Via Trentino	748	505	20	485	44	9,07%	24	4,95%	68	14,02%	21	4,33%	26	5,36%	55	11,34%	28	5,77%	86	17,73%	34	7,01%	21	4,33%	11	2,27%	67	13,81%
10 - Bastiola	757	508	12	496	57	11,49%	11	2,22%	86	17,34%	29	5,85%	33	6,65%	42	8,47%	31	6,25%	76	15,32%	13	2,62%	17	3,43%	13	2,62%	88	17,74%
11 - Bastiola	796	505	15	490	55	11,22%	19	3,88%	83	16,94%	23	4,69%	38	7,76%	58	11,84%	31	6,33%	32	6,53%	18	3,67%	20	4,08%	44	8,98%	69	14,08%
12 - Bastiola	825	557	33	524	62	11,83%	23	4,39%	96	18,32%	33	6,30%	58	11,07%	33	6,30%	29	5,53%	59	11,26%	17	3,24%	24	4,58%	20	3,82%	70	13,36%
13-Vill. XXV Aprile	905	638	19	619	73	11,79%	28	4,52%	105	16,96%	34	5,49%	55	8,89%	48	7,75%	22	3,55%	63	10,18%	28	4,52%	33	5,33%	28	4,52%	102	16,48%
14-Vill. XXV Aprile	569	402	10	392	41	10,46%	11	2,81%	71	18,11%	22	5,61%	30	7,65%	32	8,16%	20	5,10%	46	11,73%	13	3,32%	24	6,12%	23	5,87%	59	15,05%
15-Ospedalicchio	768	580	29	551	51	9,26%	9	1,63%	166	30,13%	23	4,17%	36	6,53%	36	6,53%	25	4,54%	29	5,26%	16	2,90%	21	3,81%	25	4,54%	114	20,69%
16 - Cipresso	880	645	30	615	70	11,38%	9	1,46%	91	14,80%	29	4,72%	39	6,34%	69	11,22%	21	3,41%	71	11,54%	33	5,37%	17	2,76%	36	5,85%	130	21,14%
17 - Cipresso	647	476	20	456	44	9,65%	8	1,75%	85	18,64%	36	7,89%	28	6,14%	28	6,14%	26	5,70%	49	10,75%	15	3,29%	16	3,51%	33	7,24%	88	19,30%
18 - Costano	769	535	20	515	45	8,74%	13	2,52%	115	22,33%	31	6,02%	27	5,24%	56	10,87%	16	3,11%	39	7,57%	31	6,02%	31	6,02%	29	5,63%	82	15,92%
19- Costano	872	603	37	566	40	7,07%	9	1,59%	109	19,26%	37	6,54%	29	5,12%	42	7,42%	29	5,12%	59	10,42%	31	5,48%	56	9,89%	42	7,42%	83	14,66%
20-Vill. XXV Aprile	568	391	8	383	58	15,14%	8	2,09%	54	14,10%	33	8,62%	28	7,31%	31	8,09%	13	3,39%	43	11,23%	22	5,74%	16	4,18%	14	3,66%	63	16,45%
21-Ospedalicchio	546	391	17	374	21	5,61%	10	2,67%	113	30,21%	23	6,15%	29	7,75%	28	7,49%	21	5,61%	19	5,08%	23	6,15%	7	1,87%	4	1,07%	76	20,32%
22-Via Trentino	686	501	17	484	60	12,40%	22	4,55%	88	18,18%	19	3,93%	27	5,58%	50	10,33%	20	4,13%	44	9,09%	29	5,99%	20	4,13%	20	4,13%	85	17,56%
Totali	16.888	11.582	467	11.115	1.074	9,66%	410	3,69%	2.017	18,15%	628	5,65%	869	7,82%	939	8,45%	653	5,87%	1.304	11,73%	469	4,22%	521	4,69%	493	4,44%	1.738	15,64%